




S4AO- MODULE OF 4 ANALOG

- Conversion of RS-485 MODBUS data into standard signals in 4 channels (current 0/4...20 mA or voltage 0...10 V).
- Possibility of connection via internal RS-485 port in order to increase no of analog outputs in other devices.
- Two independent communication ports (possibility to work as Master/Slave).
- Master Modbus function dedicated to read out data from other RS-485 devices and to scale analog value.
- Slave Modbus function to set the signal on analog outputs.
- Outputs working time counter.
- Mounting on a TS35 rail.
- Galvanic separation between 2 groups of outputs.
- Possibility of configuration through USB without power supply.



FEATURES




INPUTS



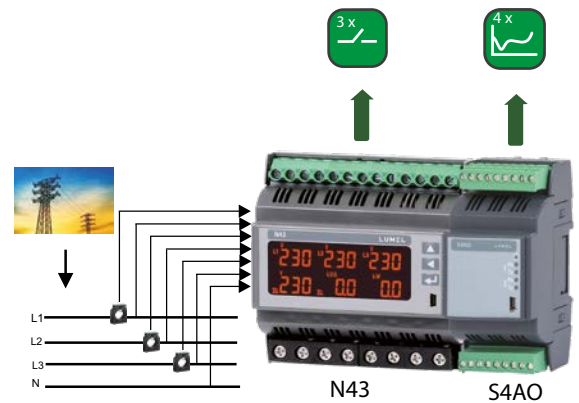
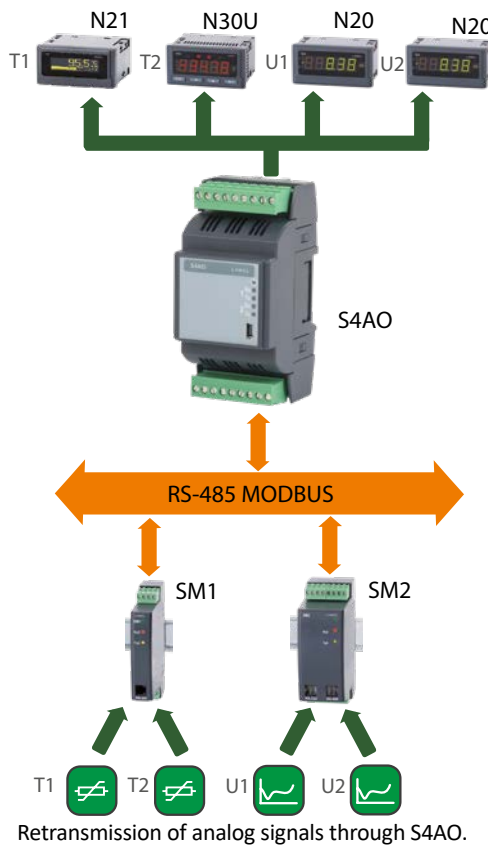
OUTPUTS



GALVANIC ISOLATION



EXAMPLE OF APPLICATION



Increasing number of analog outputs in power network meters by adding S4AO module.

DIGITAL INTERFACE

Interface type	Transmission protocol	Modes	Baud rate
RS-485	Modbus RTU	8N2,8E1,8O1,8N1	1.2, 2.4, 4.8, 9.6, 19.2, 38.4, 57.6, 115.2 kbit/s

OUTPUTS

Output type	Range	Remarks
Current	0...20...24 mA or 3.75...4...20...24 mA, load resistance 0...500 Ω, disposable voltage: 15 V	basic error: 0.2 % of range resolution: 0.05 % of range Additional errors in % of the basic error from ambient temperature changes: < 0.1 % / 10 °C
Voltage	0...10...12 V load resistance > 500 Ω, disposable voltage: 15 V	basic error: 0.2 % of range resolution: 0.1 % of range Additional errors in % of the basic error from ambient temperature changes: < 0.1 % / 10 °C

EXTERNAL FEATURES

Overall dimensions	53 x 110 x 60.5 mm	
Weight	< 0.2 kg	
Protection grade	IP50	from terminal side: IP00

S4AO- MODULE OF 4 ANALOG

RATED OPERATING CONDITIONS	
Supply voltage	85...253 V a.c. 40...400 Hz; 90...300 V d.c. or 20...40 V a.c. 40...400 Hz; 20...60 Vd.c.
Temperature	ambient: -10...23...+55°C storage: -25...+70°C
Relative humidity	< 95% (inadmissible condensation)

SAFETY AND COMPABILITY REQUIREMENTS		
Electromagnetic compatibility	noise immunity	acc. to EN 61000-6-2
	noise emissions	acc. to EN 61000-6-4
Isolation between circuits	basic	acc. to EN 61010-1
Pollution grade	2	
Installation category	III	
Maximal phase-to-earth operating voltage	supply circuit: 300V, other circuits 50V,	
Altitude above sea level	< 2000 m	

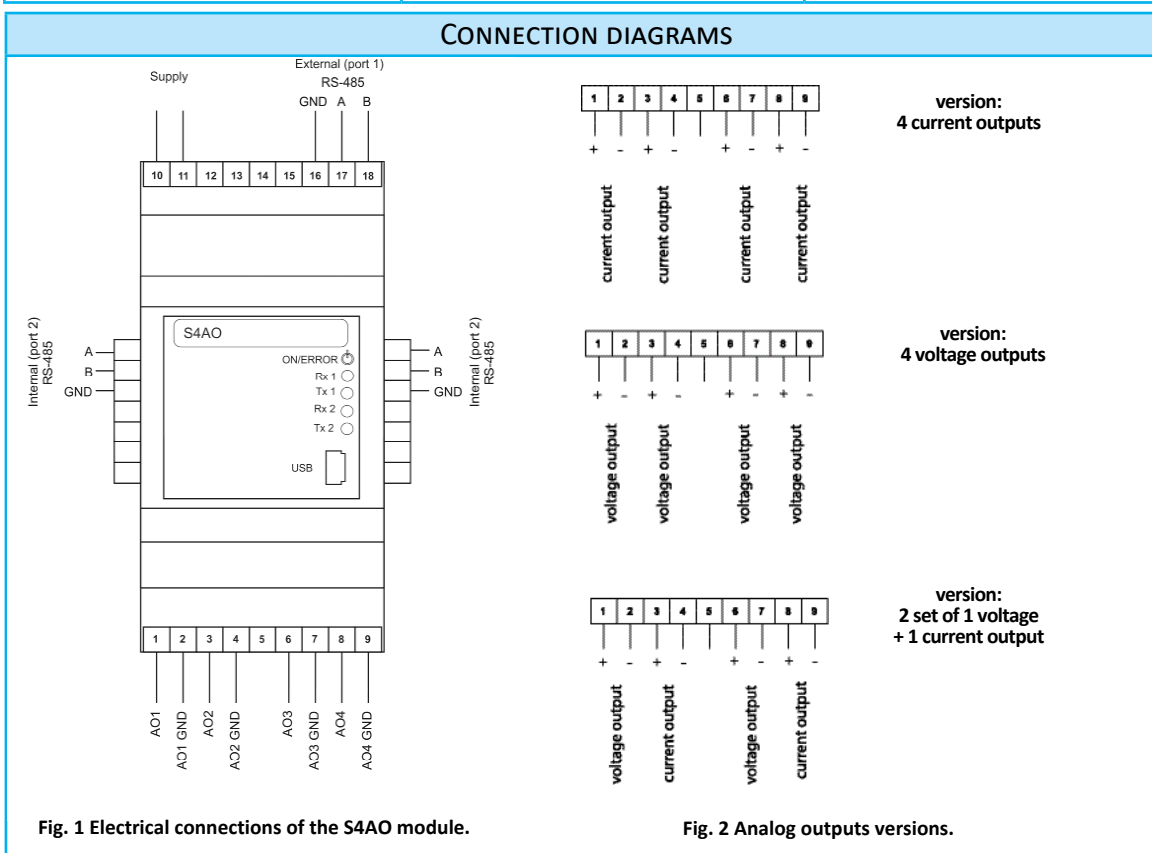


Fig. 1 Electrical connections of the S4AO module.

Fig. 2 Analog outputs versions.

For more information
of our products please
visit our website:

www.ditel.es

ORDERING	
ORDERING CODE:	
S4AO-	X X XX E X
Outputs:	
4 current outputs, 0/4...20 mA	1
4 voltage outputs, 0...10 V	2
2 sets of 1 voltage + 1 current output: 0...10 V and 0/4...20 mA	3
acc.to customer's requirements*	X
Supply voltage:	
85...253 V a.c., 90...300 V d.c.	1
20...40 V a.c., 20...60 V d.c.	2
Version:	
standard	00
custom-made*	XX
Language:	
English	E
Acceptance tests:	
without extra quality requirements	0
with an extra quality inspection certificate	1
acc.to customer's requirements*	X

ORDER EXAMPLE:

Code **S4AO- 1100E0** means:
S4AO - S4AO module
1 - 4 current outputs 0/4...20 mA
1 - supply 85...253 V a.c./d.c.
00 - standard version
E - English version
0 - without extra quality requirements

ACCESSORIES:

- USB CABLE A/miniUSB-B - 1m BLACK,
order code: **20-069-00-00150**
- lateral bus inter-module connector;
order code: **24-171-01-00016**,
- lateral bus to cable connector;
order code: **24-171-01-00017**.

DISEÑOS Y TECNOLOGÍA S.A.

Xarol, 6B P.I. Les Guixeres
08915 Badalona - ESPAÑA
tel.: +34 933 394 758,
fax.: +34 934 903 145
www.ditel.es

made in POLAND by:
LUMEL S.A.
www.lumel.com.pl

30740033B

DS-S4AO_EN_20190425